

InfoCase *Display Back* Cover Medium




Introduction


The InfoCase Display Cover is designed to provide extra protection to the device, especially for the contents mounted to the back of the display. Hook and loop straps and elastic allow for a custom fit for the device.

Features


Side A - Hook Webbing



Side B - Loop Webbing



Note: The Display Back Cover is designed to fit many different mounted devices and inputs behind the display. Depending on the device, the back cover may fit tightly or loosely. Use the hook and loop straps as needed for best fit.

**1**

Start by fitting the long edge around the mounted device behind the monitor. The edge will fit between the mounted parts and the back of the monitor. Connect the hook webbing of Side A to the loop webbing of Side B once appropriately covered.



2

Next, start fitting the short edge around the mounted device to add additional coverage. The edge will usually wrap around the mounted arm. Connect the hook webbing of Side A to the loop webbing of Side B once appropriately covered.



Caution: If your device needs ventilation for heat dissipation, the cover can be opened along different edges to allow ventilation.

Tips for use

- Display back cover is designed to be machine washable.

Warranty

InfoCase products are dynamic, consistently improved and reinvented to bring you the best products on the market. We use only the highest quality materials to meet your mobile technology demands.

InfoCase offers a warranty on defects and workmanship on this product. Please visit: <http://www.InfoCase.com/warranty> or call 1-800-248-4844 to obtain more information on the InfoCase warranty.